



MINISTERSTVO
PRO MÍSTNÍ
ROZVOJ ČR

STRATEGIC REPORT II OF THE CZECH REPUBLIC FOR THE 2007–2013 PROGRAMING PERIOD

December 2012



Contents and Data Source

- Accordance with Article 29(2) of Council Regulation (EC) No. 1083/2006 (the “General Regulation”) and the EC’s guidance

Contents:

Socio-economic situation and its trends

- Changes in the socio-economic situation since 2009
- Impacts of and response to the economic and financial crisis
- Assessment of the development in regional disparities

Achieved results and future prospects

- Assessment of the results of the NSRF implementation
- Assessment of the implementation of the European Territorial Cooperation
- Progress and challenges in Implementation of the Agreed Priorities and Strategy (e.g. NRP, European employment strategy, Social protection and social inclusion strategy etc.)

14 Annexes

Data Source (according to EC):

- Indicators values status as at 30. 6. 2012
- Summary of drawing status as at 26. 11. 2012
- Summary of drawing of priority themes status as at 31. 12. 2011



Changes in the socio-economic situation since 2009

- The Czech Republic had a very good growth period between 2003 and 2007. The economic growth peaked in 2006.
- Gradual drop beginning in Q1 2007 and leading to the crisis year of 2009.
- A post-crisis rebound lasted for only a short time.
- Besides GDP, the economic crisis was reflected in the trends of other socio-economic variables, too.
- Regional disparities among the Czech regions (other than Prague) keep increasing, although the rate of increase has slowed down.
- National Coordination Authority (MRD-NCA) and Managing Authorities responded to the ongoing economic crisis and adopted concrete and systemic measures.
- Despite the crisis which has hit the Czech Republic, funds are spent on fulfilling the objectives defined under the operational programmes.
- A mid-term evaluation of the NSRF has shown that the strategy is set up well and the performance in the defined objectives matches operational programmes' implementation stages.



Achieved results and future prospects

Thanks to operational programmes, the results achieved are beneficial to not only beneficiaries (project implementers) but also the whole Czech Republic, e.g. as at 30. 6. 2012 there were:

- 61 000 of newly created jobs,
- 4 000 SME supported,
- 2,8 million persons participating in education and retraining courses,
- 257 green vehicles to improve public transport,
- 29 500 flats renovated,
- etc.

Well-marked progress in drawing of SF:

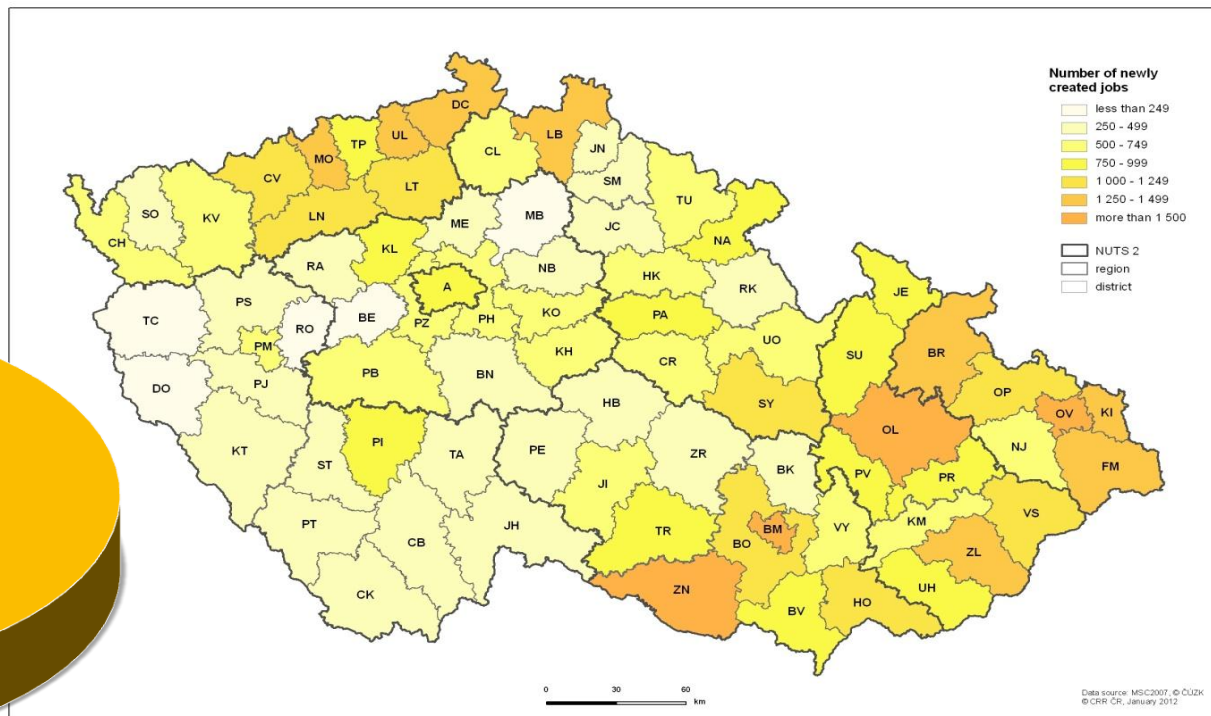
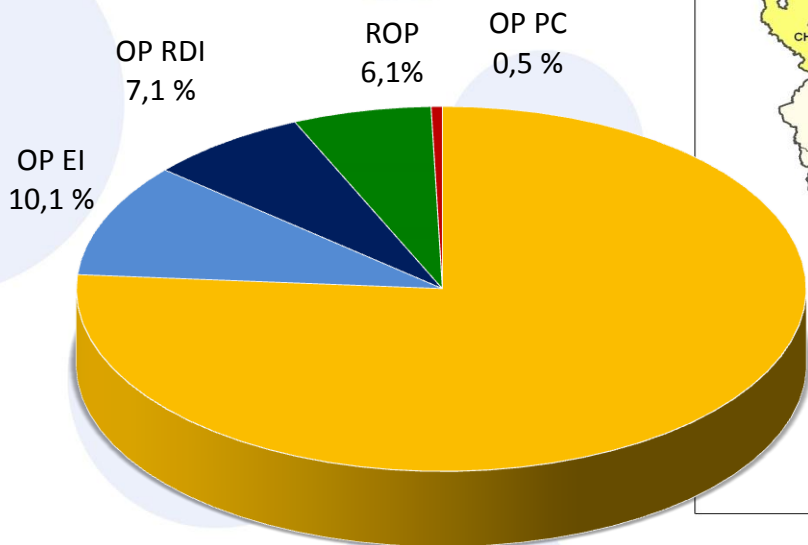
- projects in total of 20,2 mld. EUR approved = 75,9 % of the total allocation NSRF



Achieved results

New jobs co-financed from SF / CF and national sources
in the 2007–2013 programming period

Share of individual OPs in the
commitment of indicators monitoring
the number of newly created jobs

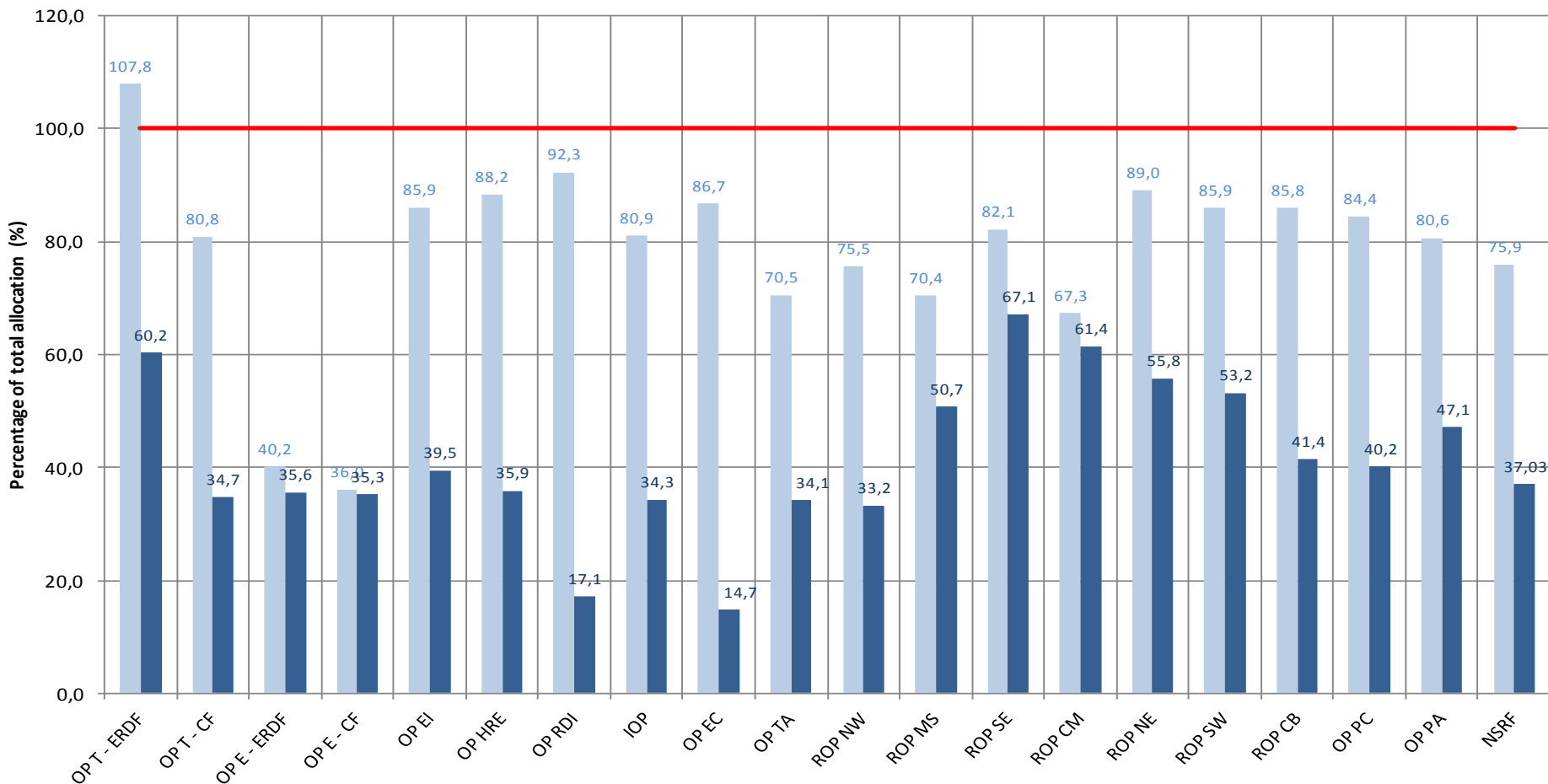


OP HRE
76,2 %



Summary of drawing of the OPs with regard to the total allocation in the 2007–2013 programming period (Community contribution, EUR)

Approved projects Final Payments (Interim Payments + Advance Payments) Total allocation 2007–2013

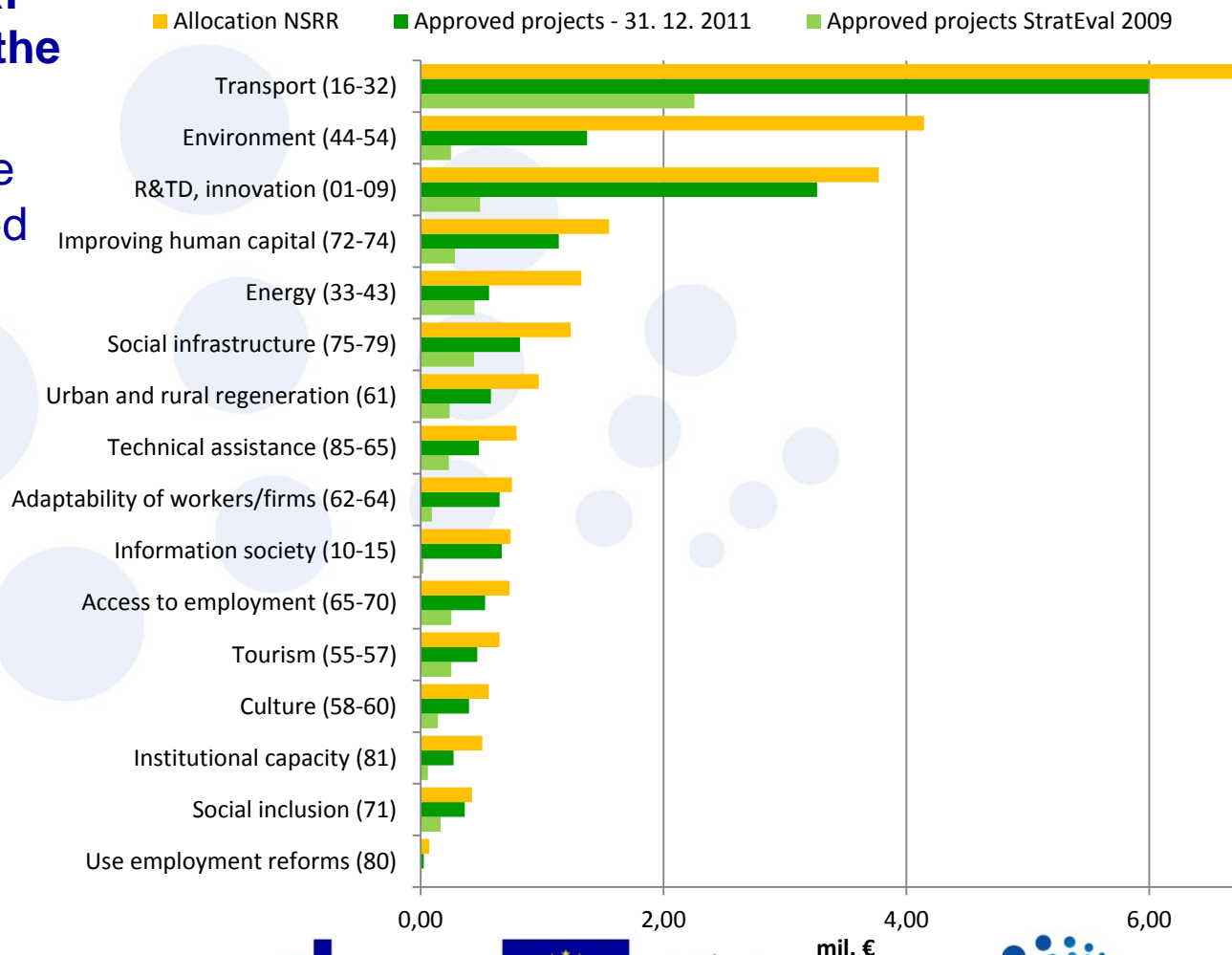




Categorization of NSRF support according to the priority themes.

The highest share of the NSRF allocation directed to the area of:

- Transport
- Environment
- R&D, innovation
- and enterprise .





Major problems in NSRF implementation

Classification of major problems of the NSRF implementation according to the areas

A. Major problems with an impact on the financial area

- *Failure to comply with the N+3/N+2 rule*
- *Problems associated with financial corrections*
- *A lack of funds in public budgets to ensure co-financing of projects*

B. Major problems in the area of implementation

- *Errors in the area of management and control systems*
- *Problems related to the implementation of major projects*
- *Problems in the area of the administrative capacity of NSRF*
- *Breaking rules in the area of public procurement*
- *Problems in the absorption capacity area*



- a lot of evaluation activities,
- mainly external evaluations,
- increase in number of evaluations constructed since 2009.
- predominate on-going evaluations (over 80 %) – strategic reports, ongoing evaluations and evaluations which serve for improving the implementation, success assessment etc.

- assessment of substantiation, understandability and specificity of recommendations and other aspects in evaluations
- more at the Annexes no. 9 and 10

Evaluation	Link to the topic in Chapter 2.3.2 of the COCOF Guidance	Substantiation of conclusions/recommendations	Understandability of conclusions/recommendations	Specificity/details of conclusions/recommendations	Implementation of conclusions/recommendations by MA
Evaluation of impacts of interventions of the Regional Operational Programme NUTS II North-East on Equal Opportunities (2009)	1. Equal opportunities	4	4	4	5
Evaluation Study of the Involvement of the Non-Governmental, Non-Profit Sector in the Implementation of Programmes Financed from the Structural Funds in the Czech Republic (2012)	2. Partnership principle	5	5	4	*
Evaluation of the Application of the Partnership Principle in OPHRE Projects (2011)	2. Partnership principle	5	5	5	4
Ensuring synergistic links between operational programmes in the 2007–2013 programming period (2009)	3. Coordination between funds and other instruments	5	5	5	5
ROP NW IUDP Evaluation (2010)	5. Territorial cohesion	3	4	2	4
Territorial disparities of regions within the implementation of the OPE (2010)	5. Territorial cohesion	4	4	4	5
Interim evaluation of the implementation status of Integrated Urban Development Plans and assessment of the functionality of the IUDP implementation system set-up (2010)	5. Territorial cohesion	3	4	3	4
Total average		4.1	4.4	3.9	4.5



Validity of NSRF and OP strategy

On the basis of implementation progress and results of evaluations changes of strategies and programmes were made.

- Almost all OPs performs at least one revision of the PD

The reasons are:

- Economic crisis impacts
- Changes in regional or national priorities
- Low absorption capacity
- Additional allocation (art. 17 Interinstitutional Agreement)
- Risk of failure to comply with the n+3/2 Rule

Summary of all reallocations – Annex No. 11

The whole NSRF strategy was assessed within mid-term evaluation: strategy specified in NSRF is also valid for the second half of the programming period, and NSRF adjustments are not necessary despite of socioeconomic changes due to the economic crisis.



Progress and challenges in implementation of priorities and strategy

- Europe 2020 Strategy
- National Reform Programme
- European Employment Strategy
- Social protection and Social inclusion Strategy
- International Competitiveness Strategy of the Czech Republic for 2010-2020
- Sustainable Development Strategic Framework of the Czech Republic for 2010-2030 (SDSF)
- Regional Development Strategy of the Czech Republic
- Regional Policies of Regions
- and other National Sectoral Strategies

Objective of the Europe 2020 strategy	Strategic goals of NSRF	Operational Programmes
<p>Employment</p> <ul style="list-style-type: none"> - employ 75 % of people in the age category 20 to 64 	<p>SG II Open, flexible and cohesive society SG I Competitive Czech economy</p>	<p>OP HRE OP PI OP RDI OP EC OP PA OP PC IOP ROPs</p>
<p>Research and development</p> <ul style="list-style-type: none"> - invest 3 % of the EU's GDP in research and development 	<p>SG I Competitive Czech economy</p>	<p>OP RDI OP EI OP EC OP PC</p>
<p>Climate change and energy</p> <ul style="list-style-type: none"> - reduce greenhouse gas emissions by 20 % (or even by 30 % if the necessary conditions are created) compared to the levels in 1990 - increase the share of energy from RES to 20 % - increase energy efficiency by 20 % 	<p>SG III Attractive environment</p>	<p>OP E, OP PC, OP PI, IOP, OP T</p>
<p>Education</p> <ul style="list-style-type: none"> - reduce the school drop-out rate below 10 % - in the age group from 30 to 34, achieve at least 40 % proportion of university educated population 	<p>SG II Open, flexible and cohesive society</p>	<p>OP EC, OP PA</p>
<p>Poverty and social exclusion</p> <ul style="list-style-type: none"> - reduce the number of people the number of people living in poverty and social exclusion or those at risk of poverty and at risk of social exclusion by at least 20 million 	<p>SG II Open, flexible and cohesive society</p>	<p>OP HRE IOP ROPs OP PA</p>



Project as Good Practice Examples

In accordance with directions from the EC 14 good practice examples were prepared with each card classified under one of the topics:

- Smart growth
- Sustainable growth
- Growth promoting inclusion
- Prevention of discriminating against marginalised population and promoting access for the disabled
- Promoting equality between men and women
- Territorial dimension of cohesion policy

These are to demonstrate the benefits from the interventions implemented under the thematic and regional OP's. Good practice examples have been prepared as "project cards" – more Annex no. 14.



MINISTERSTVO
PRO MÍSTNÍ
ROZVOJ ČR

Thank you for your attention

www.s-f.cz

